

Modular Cooking Range Line thermaline 85 - 20 lt Well Freestanding Electric Pasta Cooker, 1 Side with Backsplash

ITEM # _____
 MODEL # _____
 NAME # _____
 SIS # _____
 AIA # _____



588625
 (MBKCGBDDAO) 20-lt electric Pasta Cooker, one-side
 operated with backsplash

Short Form Specification

Item No. _____

Unit constructed according to DIN 18860_2 with 20 mm drop nose top and 70 mm recessed plinth. Internal frame for heavy duty sturdiness in stainless steel. 2 mm top in 1.4301 (AISI 304). Flat surface construction, easily cleanable. THERMODUL connection system enables seamless worktop when units are connected and avoids soil penetrating. Appliance which can also be used to cook noodles of every kind, rice, dumplings and vegetables. Water basin in 1.4435 (AISI 316L) stainless steel, with automatic constant water level re-fill and water temperature regulation via sensors. Integrated drip tray to drain baskets. Compatible with automatic basket lifting system to facilitate lifting operations. Safety systems and automatic low-water level shut-off protect against overheating. All-round basin raised edges to protect against soil infiltration. Standby function saves energy and quickly recovers maximum power. Metal knobs with embedded hygienic silicon "soft" grip enable easier handling and cleaning. IPX5 water resistant certification.

Configuration: Freestanding, one side operated with backsplash.

Main Features

- All major components may be easily accessed from the front.
- THERMODUL connection system creates a seamless work top when units are connected to each other thus avoiding soil penetrating vital components and facilitating the removal of units in case of replacement or service.
- Metal knobs with embedded hygienic "soft-touch" grip for easier handling and cleaning. The special design of the controls prevents infiltration of liquids or soil into vital components.
- Constant water level refill.
- Automatic low-water level shut-off: no accidental over-heating.
- In addition to cooking pasta, the appliance can be used for noodles of every kind, rice, dumplings and vegetables.
- Easy to clean basin with rounded corners.
- Raised edge all around the well to protect from infiltration of dirt from worktop.
- Safety systems protect against overtemperature and can be manually reset.
- Automatic two-speed water refill regulated by water level sensor at maximum or minimum volume.
- Water temperature controlled by electronic sensor and can be selected as either temperature or power levels.
- Possibility of food re-generation thanks to electronic temperature control.

Construction

- 2 mm top in 1.4301 (AISI 304).
- Unit constructed according to DIN 18860_2 with 20 mm drop nose top and 70 mm recessed plinth.
- Flat surface construction with minimal hidden areas to easily clean all surfaces
- Water basin in 1.4435 (AISI 316L) stainless steel is seamlessly welded into the top of the appliance.
- IPX5 water resistance certification.
- Internal frame for heavy duty sturdiness in stainless steel.

Sustainability

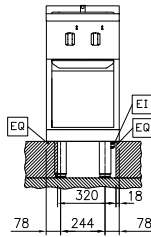
- Standby function for energy saving and fast recovery of maximum power.

APPROVAL: _____

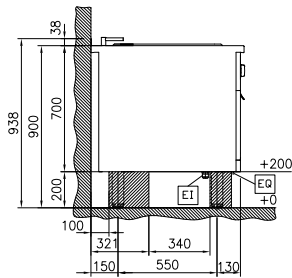
Optional Accessories

• Connecting rail kit for appliances with backsplash, 850mm	PNC 912498	<input type="checkbox"/>	• Wall mounting kit for units - TL85/90 - Factory Fitted (H=700)	PNC 913655	<input type="checkbox"/>
• Portioning shelf, 400mm width	PNC 912522	<input type="checkbox"/>	• Filter W=400mm	PNC 913663	<input type="checkbox"/>
• Portioning shelf, 400mm width	PNC 912552	<input type="checkbox"/>			
• Folding shelf, 300x850mm	PNC 912579	<input type="checkbox"/>			
• Folding shelf, 400x850mm	PNC 912580	<input type="checkbox"/>			
• Fixed side shelf, 200x850mm	PNC 912586	<input type="checkbox"/>			
• Fixed side shelf, 300x850mm	PNC 912587	<input type="checkbox"/>			
• Fixed side shelf, 400x850mm	PNC 912588	<input type="checkbox"/>			
• Stainless steel front kicking strip, 400mm width	PNC 912630	<input type="checkbox"/>			
• Stainless steel side kicking strip left and right, wall mounted, 850mm width	PNC 912659	<input type="checkbox"/>			
• Stainless steel side kicking strip left and right, back-to-back, 1700mm width	PNC 912662	<input type="checkbox"/>			
• Stainless steel plinth, against wall, 400mm width	PNC 912878	<input type="checkbox"/>			
• Stainless steel side panel, 850x700mm, right side, against wall	PNC 913003	<input type="checkbox"/>			
• Stainless steel side panel, 850x700mm, left side, against wall	PNC 913004	<input type="checkbox"/>			
• Back panel, 400x700mm, for units with backsplash	PNC 913009	<input type="checkbox"/>			
• 1 basket for 20lt pasta cooker	PNC 913036	<input type="checkbox"/>			
• Endrail kit, flush-fitting, with backsplash, left	PNC 913115	<input type="checkbox"/>			
• Endrail kit, flush-fitting, with backsplash, right	PNC 913116	<input type="checkbox"/>			
• 2 baskets for 20lt pasta cooker	PNC 913135	<input type="checkbox"/>			
• 4 baskets for 20lt pasta cooker	PNC 913136	<input type="checkbox"/>			
• 2 baskets for 20lt pasta cooker	PNC 913137	<input type="checkbox"/>			
• Support frame for 4 baskets for 20lt pasta cooker	PNC 913138	<input type="checkbox"/>			
• Lid for 20lt pasta cooker	PNC 913148	<input type="checkbox"/>			
• Endrail kit (12.5mm) for thermaline 85 units with backsplash, left	PNC 913206	<input type="checkbox"/>			
• Endrail kit (12.5mm) for thermaline 85 units with backsplash, right	PNC 913207	<input type="checkbox"/>			
• U-clamping rail for back-to-back installations with backsplash (to be ordered as S-code)	PNC 913226	<input type="checkbox"/>			
• Insert profile, d=850mm	PNC 913231	<input type="checkbox"/>			
• Energy optimizer kit 14A - factory fitted	PNC 913244	<input type="checkbox"/>			
• Side reinforced panel only in combination with side shelf, for against the wall installations, right	PNC 913261	<input type="checkbox"/>			
• Side reinforced panel only in combination with side shelf, for against the wall installations, left	PNC 913262	<input type="checkbox"/>			
• Additional wall mounting fixation - US	PNC 913640	<input type="checkbox"/>			
• Stainless steel lower side panel (12,5mm), 850x300mm, left side, wall mounted	PNC 913641	<input type="checkbox"/>			
• Stainless steel lower side panel (12,5mm), 850x300mm, right side, wall mounted	PNC 913642	<input type="checkbox"/>			

Front

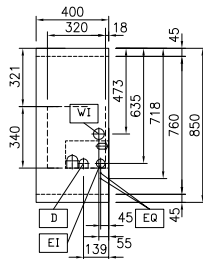


Side



D = Drain
 DO = Overflow drain pipe
 EI = Electrical inlet (power)
 EQ = Equipotential screw
 WI = Water inlet

Top



Electric

Supply voltage: 400 V/3N ph/50/60 Hz
 Electrical power, max: 6 kW
 Total Watts: 6 kW

Water:

Incoming Cold/hot Water line size: 3/4"
 Drain line size: 1"

Key Information:

Number of wells: 1
 Usable well dimensions (width): 250 mm
 Usable well dimensions (height): 330 mm
 Usable well dimensions (depth): 400 mm
 Well capacity: 18 lt MIN; 20 lt MAX
 Thermostat Range: 40 °C MIN; 90 °C MAX
 External dimensions, Width: 400 mm
 External dimensions, Depth: 850 mm
 External dimensions, Height: 700 mm
 Net weight: 68 kg
 Configuration: On Base; One-Side Operated

Sustainability

Current consumption: 8.7 Amps